



African  
FINANCIALS

# CEC Earnings Flash

FY 2022 revenue increased by 9% to US\$374m

MAY 2023



## SSA ex SA EARNINGS FLASH

### ZAMBIA

### COPPERBELT ENERGY - FULL YEAR RESULTS

Prepared by: Christopher W. Hartland-Peel

Date: May 4, 2023

#### COMPANY INFORMATION

Listed	Zambia	
Market capitalisation	US\$456m	
Main shareholders (2022)	Marina IV (Singapore)	29%
	ZCCM-IH	24%
	ZEC (Ireland)	13%
Year end	December	
Sector	Electricity - distribution	
FX rate to US\$	Kwacha 17.80	

#### SHARE INFORMATION

P/E:12 month trailing	9.0 times	
Dividend yield	6.2%	
Dividend cover	1.01	
ROE	15.5%	
Leverage	2.0 times	
Price/Book	1.48 times	
Share price	ZKw	5.00
May 3, 2023	US\$	\$0.19

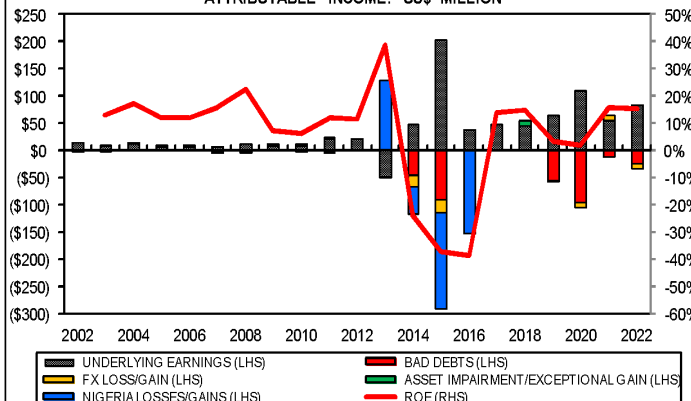
#### 2022 Full Year Earnings. Highlights:

1. Zambia's listed electricity distributor to copper mines in Zambia, the southern DRC and carrier for ZESCO. Large addressable market in the DRC but the inter-connector capacity is an issue.
2. 57% of revenue is to Zambia's copper mines, 27% to DRC copper mines and balance wheeling.
3. 2022 revenue up 9% at \$374m vs \$342m. Konkola Copper Mines since 2021 has been supplied by ZESCO and CEC has been mandated as a common carrier.
4. 114MW of solar and thermal power capacity.
5. 2022 earnings of US\$51m (unchanged on 2021).
6. Dividend raised 35%.
7. Bad debts US\$24m vs US\$13m due to IFRS 9.
8. FX loss of US\$9m vs US\$9m profit in 2021.
9. Profitability improved with 2022 operating margin of 27% vs 22%.

#### Investors Issues

10. Share price at an all time high.
11. Copper prices and mine profitability.
12. Modest leverage. Debt/equity ratio 1%.

COPPERBELT ENERGY CORP: 2002-22  
ATTRIBUTABLE INCOME: US\$ MILLION



COPPERBELT ENERGY CORP  
SHARE PRICE: US\$

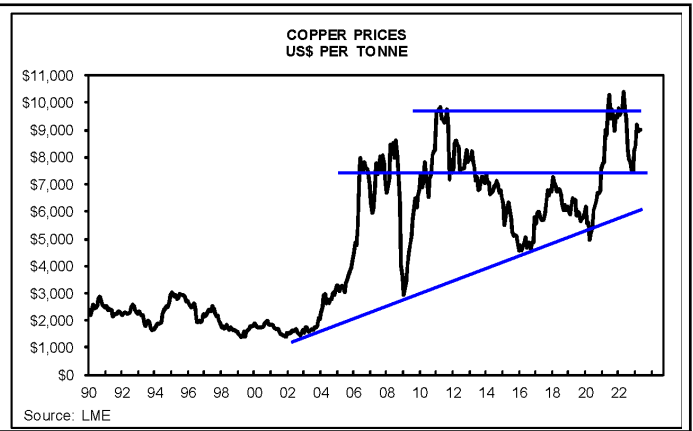
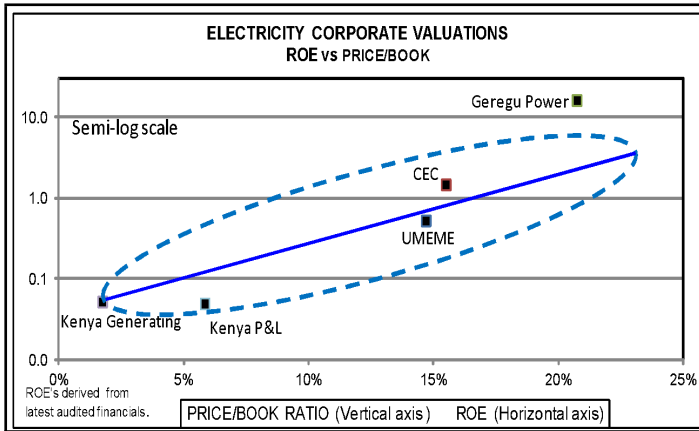




**Hartland-Peel**  
Africa Equity Research  
(Established 1990)

Address:  
Web site:  
E-mail:  
Telephone:  
Mobile:

1 High Silver, Loughton, Essex IG10 4EL, UK  
[www.hartland-peel.com](http://www.hartland-peel.com)  
[christopher.hartland-peel@hartland-peel.com](mailto:christopher.hartland-peel@hartland-peel.com)  
+44 (0) 20 35 36 35 84  
+44 (0) 7780 70 5000



Sources: Information, graphs and data have been sourced from company annual/interim reports, share prices from the LuSE and FX rates from the FT, London.



# BRING YOUR “DIGITAL TRANSFORMATION” TO YOUR CORPORATE COMMUNICATIONS

Unite investors and stakeholders to improve your company’s growth, sustainability and investability



PRICES



DOCS



NEWS



VALUATION



DIVIDENDS

Call us today to **start your journey**



## Sustainability Dashboard

Upgrade your website with carefully curated sustainability progress and performance data, designed from bottom up: avoid greenwashing.



## Investor Relations Dashboard

The complete investor relations section for your website containing all essential data including share price, share charts, news, PDFs and valuation.



## Interactive Analyst Dashboard

A dynamic repository of financial data and sustainability company information managed by professional analysts with dynamic chartable views for easy analysis, download and display.



## Strategic SDG Social Media Campaign

A hand-crafted SDG based, strategic social media campaign to communicate societal impact and corporate purpose.



## Email Alerts For Investors & Stakeholders

Showcase sustainability and IR data and activities as they are updated with email alerts to investors and stakeholders.



## Analytics Dashboard

Online tools that provide data-driven insights on your digital and social channels to help your online presence grow.

support@africanfinancials.com

+44 203 239 7762



African-IR.com